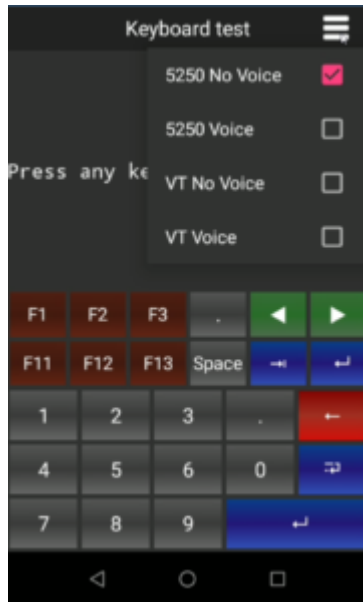


The TellNext Keyboard Test is accessible by the Test Menu option (at the top right of the Processes or Host screen)

It is possible to change between the different configured processes

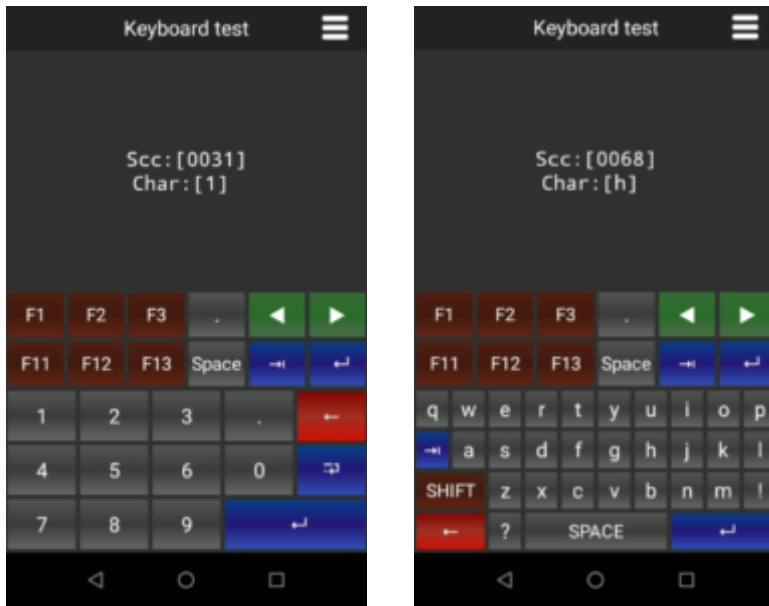


There is an association between the keys you can see in the Keyboard Test and the values configured into the `_tnx_process.jcf` file. This association depends on the emulation type.

In this document, we will see how each type of keys in each emulation type is represented.

5250 & VT emulation

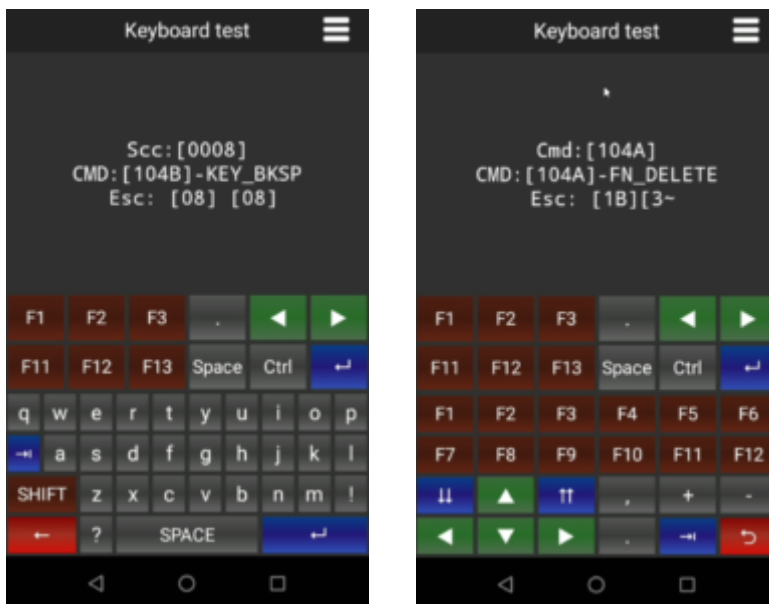
The simple keys representing alpha chars or numbers, even in some cases, punctuation notes, are represented in this way:



The key you press is represented with “Char” value and the corresponding scancode with “Scc”

VT emulation

For VT emulation we are able to make assignments of Escape Sequences to a key.



We can edit the [_tnx_process.jcf](#) file with the Visual Json Editor program and edit the values of param Keyboard.SccToCmdMappings.TnVT to remap the keys to an Internal Command which we will assign to an Escape Sequence at the parameter Keyboard.EscapeSequences.VTXXX

Visual JSON Editor

File

Home

Close

Validate

About

File

More

_tnx_process.jcf

36 Object KEY_DELETE

- Remove

Label

The only purpose of the label is to describe what scancode corresponds to.

KEY_DELETE

ScanCode

Scan code as a two bytes hexadecimal value. The low order byte being the virtual key code, and the high order byte being the modifiers such as ctrl, shift, etc.

014A

InternalCommand

Associated VT command to send to the server.

104A

37 Object KEY_BKSP

- Remove

Label

The only purpose of the label is to describe what scancode corresponds to.

KEY_BKSP

ScanCode

Scan code as a two bytes hexadecimal value. The low order byte being the virtual key code, and the high order byte being the modifiers such as ctrl, shift, etc.

0008

InternalCommand

Associated VT command to send to the server.

104B

Visual JSON Editor

File

Home

Close

Validate

About

File

More

_tnx_process.jcf

36 Object FN_DELETE

- Remove

Label

Internal function name. The only purpose of the label is to describe what command corresponds to.

FN_DELETE

InternalCommand

Internal command code.

104A

Data

Escape sequence to send to the server.

/18[3~

37 Object FN_BKSP

- Remove

Label

Internal function name. The only purpose of the label is to describe what command corresponds to.

FN_BKSP

InternalCommand

Internal command code.

104B

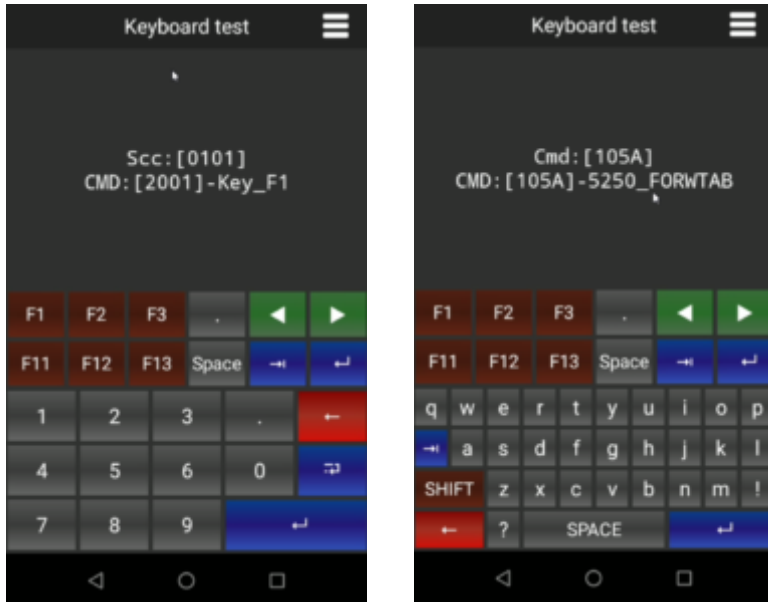
Data

Escape sequence to send to the server.

/08/20/08

5250 emulation

For 5250 emulation, the key mapping is limited to the Internal Command association. We cannot assign any Escape Sequence to the key, so we are limited to the functions developed by IBM:



34 Object **Key_F1**
- Remove

Label
The only purpose of the label is to describe what scancode corresponds to.

ScanCode
Scan code as a two bytes hexadecimal value. The low order byte being the virtual key code, and the high order byte being the modifiers such as ctrl, shift, etc.

InternalCommand
Associated 5250 function to send to the server.

15 Object **5250_FORWTAB**
- Remove

Label
The only purpose of the label is to describe what scancode corresponds to.

ScanCode
Scan code as a two bytes hexadecimal value. The low order byte being the virtual key code, and the high order byte being the modifiers such as ctrl, shift, etc.

InternalCommand
Associated 5250 function to send to the server.

This assignation is noted in Keyboard.ScctoCmdMappings.Tn5250